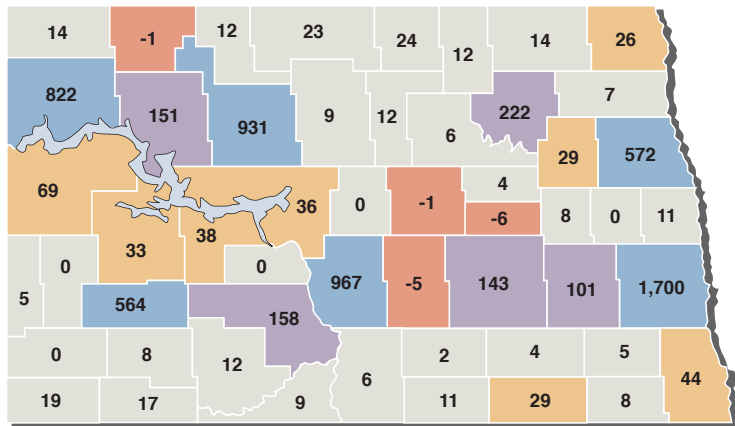


NORTH DAKOTA county job openings

OVER-THE-YEAR NUMERIC CHANGE

Decreases 0-24 25-99 100-249 250+

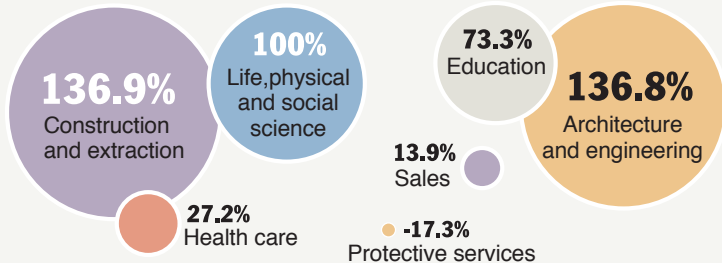


The good news about North Dakota's economy just keeps growing. Here are some interesting facts from Job Service North Dakota's October 2011 Online Job Openings Report:

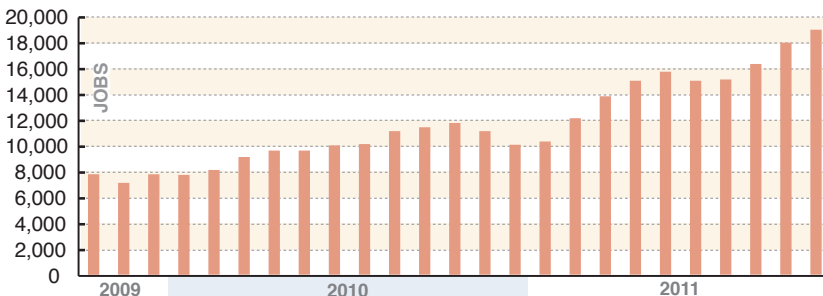
- Online job openings totaled 18,579 open and available positions in October 2011.
- Openings were higher by 5.9 percent (+1,034) over the prior month and 58.9 percent higher (+6,884) than a year ago.
- Of the 22 non-military major occupational groups, transportation and material moving reported the largest number of openings with 2,398, followed by construction and extraction with 2,056, and sales and related with 2,000.
- Fourteen major occupational groups reported over-the-year gains of 100 or more, led by construction and extraction with a gain of 1,188 openings.
- Cass County reported the largest over-the-year increase in the number of job openings with 1,700, followed by Burleigh County (+967) and Ward County (+931).
- Four counties reported over-the-year decreases, with less than 10 each. These were Burke, Foster, Kidder and Wells.
- Active resumes totaled 14,792 in October 2011.
- Active resumes were lower by 4.6 percent (-709) over the prior month and 0.2 percent lower (-27) than a year ago.
- Of the 22 non-military major occupational groups, office and administrative support reported the largest number of active resumes with 3,503, followed by management with 1,373 and construction and extraction with 1,358.

JOB OPENINGS occupational group

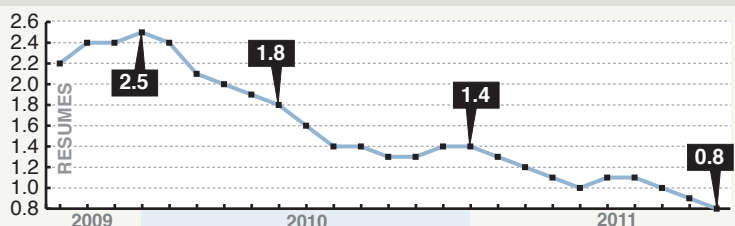
OVER-THE-YEAR PERCENT CHANGE



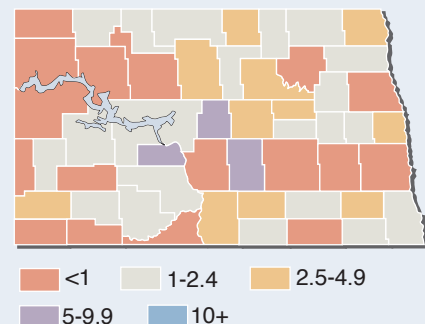
TOTAL JOB OPENINGS through Oct. 2011



ACTIVE RESUMES per job opening



UNEMPLOYED per job opening



Information compiled by Teri Finneman